

**Our Lady of Fatima
Annual Report 2018
July 1, 2017 — June 30, 2018**




Financial and Ministry Highlights

PARISH

Income Summary
July 2017 through June 2018

4100 · COLLECTIONS REVENUES	93.37%
00001 · PARISH OTHER INCOME	3.04
4400 · GIFTS	1.90
4700 · OTHER REVENUE	0.54
4600 · PROGRAM REVENUE	0.45
4210 · EDUCATIONAL FEES	0.38
4500 · BUSINESS REVENUE	0.32
4300 · FUNDRAISING PROJECTS	0.01
Total	\$919,864.99



Expense Summary
July 2017 through June 2018

5100 · CLERGY/LAY SALARIES	35.28%
5200 · EMPLOYEE BENEFITS	12.72
5700 · PROGRAM & MISC. EXPENSES	12.40
6600 · ASSESSMENTS	7.53
6301 · UTILITIES	7.50
5800 · OPERATIONS AND MAINTENANC	6.40
5500 · SUPPLIES	6.20
5940 · INSURANCE	2.67
5900 · CONTRACTED SERVICES	1.65
5830 · SMALL EQUIPMENT PURCHASE	1.17
Other	6.48
Total	\$927,904.40



Our Lady of Fatima Parish
Profit and Loss
July 1, 2017 — June 30, 2018

Income

4100 · COLLECTION REVENUE	858,818.18
4210 · EDUCATIONAL FEES	3,525.00
4300 · FUNDRAISING PROJECTS	20.00
4400 · GIFTS1	7,479.98
4500 · BUSINESS REVENUE	2,904.94
4600 · PROGRAM REVENUE	4,117.00
4700 · OTHER REVENUE	5,002.80
Total Income	<u>891,887.90</u>
Gross Profit	891,887.90

Expense

5100 · CLERGY/ LAY SALARIES	327,372.72
5200 · EMPLOYEE BENEFITS	118,025.98
5500 · SUPPLIES	57,495.25
5502 · OFFICE SUPPLIES	7,356.63
5700 · PROGRAM & MISC. EXPENSES	115,104.99
5800 · OPERATIONS AND MAINTENANCE	59,358.02
5830 · SMALL EQUIPMENT PURCHASE	10,836.83
5860 · MAINTENANCE CONTRACTS-PEST CONT	1,453.32
5900 · CONTRACTED SERVICES	15,271.20
5910 · PROFESSIONAL TECHNICAL SERVICES	5,047.26
5940 · INSURANCE	24,809.51
6100 · BUSINESS EXPENSES	7,468.72
6109 · BUILDING PERMITS & LICENSES	97.00
6130 · COMMITTEE EXPENSES	6,375.32
6162 · ADVERTISING	1,426.20
6164 · RELIGIOUS ARTICLES (STATUES,ETC	5,358.76
6301 · UTILITIES	69,589.93
6401 · TRAVEL AND VEHICLE EXPENSE	4,776.00
6410 · MILEAGE/PARKING REIMBURSEMENT	28.00
6430 · BOARD AND ROOM	185.00
6450 · OTHER TRAVEL EXPENSE	204.23
6500 · SOCIALS AND CELEBRATIONS	8,384.02
6510 · HOSPITALITY	927.75
6550 · OTHER APPRECIATION	639.61
6600 · ASSESSMENTS	69,914.30
Total Expense	917,506.55

Net Ordinary Income- 25,618.65
Other Income/Expense

Other Income

00001 · PARISH OTHER INCOME 27,977.09

Total Other Income 27,977.09

Other Expense

00002 · PARISH OTHER EXPENSE 10,397.85

Total Other Expense 10,397.85

Net Other Income 17,579.24

Net Income (Loss) **(8,039.41)**

Parish Statistics

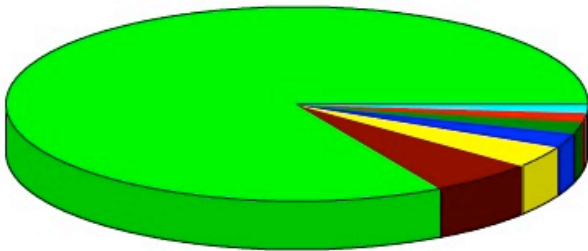
Baptisms	31
Professions of Faith	2
First Communion	33
Confirmation	16
Funerals	8
Sacrament of the Sick	35
Religious Education for Children (Preschool – 12th Grade)	115
Young Adult Education & Formation	
(EDGE / LifeTeen)	35
Religious Education for Adults	5
Councils/Commissions:	
Parish Pastoral Council, Finance Council and School Commission	28
Pastoral Council Teams: Community, Faith and Service	37
Parish Mission Participation	300
Our Lady of Fatima Centennial Celebrations and Dinner	250
Eucharistic Ministers	61
Lectors	21
Altar Servers	62
Cantors	5
Masters of Ceremony	1
Ushers/Hospitality ministers	20
Choirs	4
Choir members (all choirs)	30
Sacristans	8
Lay Word and Communion presiders	2



SCHOOL

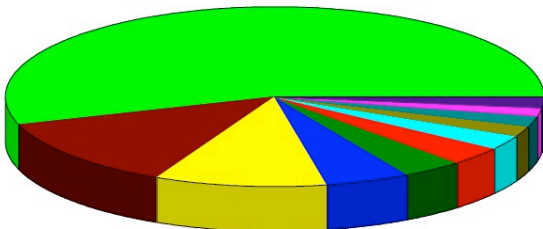
Income Summary
July 2017 through June 2018

4200 · EDUCATIONAL RECEIPTS	83.27%
4300 · FUNDRAISING REVENUE	5.96
4500 · BUSINESS REVENUE	3.67
OTHER INCOME	2.40
4400 · DONATIONS	2.20
4700 · OTHER REVENUES	1.51
4600 · PROGRAM REVENUES	0.99
Total	\$2,633,812.45



Expense Summary
July 2017 through June 2018

5100 · SALARIES	55.18%
5200 · BENEFITS	12.81
OTHER EXPENSE	10.41
6500 · APPRECIATION/THANK YOU	5.16
5800 · OPERATIONS & MAINTENANCE	3.72
5900 · CONTRACTED SERVICES	3.39
6300 · COMBINED UTILITIES	2.63
5570 · INSTRUCTION COSTS	2.04
5500 · SUPPLIES	2.02
5700 · PROGRAM & MISC. EXPENSES	1.56
Other	1.08
Total	\$2,463,082.11



Our Lady of Fatima Parish School
Profit and Loss Statement
July 1, 2017 — June 30, 2018

Income	
4200 – EDUCATIONAL RECEIPTS	2,193,140.62
4300 · FUNDRAISING REVENUE	156,871.88
4400 · DONATIONS	57,819.16
4500 · BUSINESS REVENUE	96,733.52
4600 · PROGRAM REVENUES	26,179.60
4700 · OTHER REVENUES	<u>39,887.67</u>
Total Income	2,570,632.45
Gross Profit	2,570,632.45
Expense	
5100 · SALARIES	1,359,141.35
5200 · BENEFITS	315,511.04
5500 · SUPPLIES	49,764.52
5570 · INSTRUCTION COSTS	50,245.66
5700 · PROGRAM & MISC. EXPENSES	38,512.06
5800 · OPERATIONS & MAINTENANCE	91,656.21
5900 · CONTRACTED SERVICES	83,432.23
5910 · PROFESSIONAL AND TECHNICAL SVCS	3,645.68
6100 · BUSINESS EXPENSES	14,344.91
6300 · COMBINED UTILITIES	64,773.81
6400 · TRAVEL	18.20
6500 · APPRECIATION/THANK YOU	126,999.99
6600 · ASSESSMENTS	<u>8,526.19</u>
Total Expense	2,206,571.85
Net Ordinary Income	364,060.60
Other Income/Expense	
OTHER INCOME	<u>63,180.00</u>
Total Other Income	63,180.00
Other Expense	<u>63,180.00</u>
OTHER EXPENSE	256,510.26
Total Other Expense	256,510.26
Net Other Income	<u>-193,330.26</u>
Net Income	170,730.34